

Apply for this course

Start date - end date

06/09/2021 -
01/07/2022



 **Course code**

BS14LF1A026P

 **Fees**

16-18: £0

Adult: £0



Apply now

 Add to basket

Tier 1: Pathway to Exploration

This programme provides for individuals with profound and complex learning difficulties including sensory impairment, physical disabilities and severe medical conditions.

 **Study Mode**

Full-time

 **Pathway**

[Foundation and Supported Studies](#)

This programme will support all aspects of your needs including health, care, therapies, medications and educational development. We create supportive and stretching learning environments in which learners are encouraged to take ownership of their learning and develop their confidence and independence so they can make progress towards their EHCP outcomes.

What you'll learn

Working towards a range of experiential activities applicable to the learner's needs:

- Functional Skills – English, Maths, money, ICT
- Social and Communication Skills
- Lifeskills
- Independence Skills
- A variety of leisure and vocational subjects

How you'll learn and be assessed

A sensory and developmental curriculum delivered in small steps with a personalised approach.

The curriculum focuses on developing communication, engagement and experiences. Activities are whole class, group or individually based. Curriculum is truly personalised and based on a variety of assessments and a young person's EHCP outcomes.

Environments will be adapted depending on sensory needs and mode of learning.

Teachers also work closely with therapists, where these are part of a young person's EHCP, and these are fully integrated within all aspects of the college day and sometimes even at home and the community.

Progression

Some learners may undertake a formal qualification at Entry level. Most learners will have a programme based on their own individual starting points and needs which is tracked and monitored in a variety of ways including individual targets that are negotiated and set with learners, carers and therapists.

Some learners progress to other courses. Most learners successfully progress into positive adult services and community provision.

We would like to get to know you as soon as possible, sometimes even two years before you are due to leave school.

We run transition programmes and taster days to assess your needs but also make transition as smooth as possible.

Suitability for the programme will be assessed by the college SEND team and via local-authority consultation process.

Additional information

Find out more by emailing: GuildfordSEND@activatelearning.ac.uk

Why Merrist Wood College?

- ✓ Clear routes of progression with qualifications ranging from foundation level to degree level!
- ✓ Industry experienced teaching staff give you the responsibility and independence you need to take charge of your own future.

100+ different courses

50+ years of experience in teaching land-based subjects

400 -acre campus specialising in the land-based industries

About us

Related courses

Foundation Horticulture Pathway


[Foundation and Supported Studies Horticulture, Landscaping and Sports Turf](#)

 Level 1

 Merrist Wood College

ACE

[Foundation and Supported Studies](#)


 Merrist Wood College




[View course](#)

[View course](#)

Foundation Sport & Public Services Pathway

[Foundation and Supported Studies](#) [Public Services](#) [Sports Therapy and Exercise Science](#)

 Merrist Wood College

 Full-time  1 Year  Sep 2021

[View course](#)

[View all courses](#)



ACTIVATE
LEARNING

MERRIST WOOD COLLEGE