





Expressive Arts Ideas for Home Learning

Transport & Journeys





Sensory / Messy Play

Activity	Resources	Directions
<p>Messy Boats</p> 	<ul style="list-style-type: none"> • 2 x 12g sachets Powdered Gelatine • 2L clear Lemonade • Gel Food Colour in Blue • Toy boats 	<ol style="list-style-type: none"> 1. Make up the gelatine – follow the pack instructions. 2. Meanwhile, mix the lemonade with 2-3 drops of the food colouring and pour into a 2L rectangular dish. When the gelatine has cooled, add the lemonade to the dish and mix well. 3. Scatter little boats throughout and chill for 6-8 hrs, or ideally overnight, until set. 4. Play!
<p>Cereal Diggers</p> 	<ul style="list-style-type: none"> • Cereal; cornflakes, cheerios, wheetabix, etc • Toy diggers, dumpers, tractors, etc. • Tray 	<ol style="list-style-type: none"> 1. Put cereal onto the tray. 2. Use different vehicles to dig, scoop, etc the cereal.
<p>Fun in the Clouds</p> 	<ul style="list-style-type: none"> • Cotton wool • Toy planes, helicopters, hot air balloons, rockets, etc. • Tray or tub 	<ol style="list-style-type: none"> 1. Place the cotton wool and the toy vehicles in the tub / tray. 2. Mix together and play; find the vehicles, zoom through the air, etc.
<p>Making roads</p> 	<ul style="list-style-type: none"> • Tray • Rice Crispies • Toy vehicles with wheels 	<ol style="list-style-type: none"> 1. Pour the cereal onto the tray 2. Use the vehicles to make roads and tracks in the cereal.

Expressive Arts Ideas for Home Learning

Transport & Journeys

Art

Activity	Resources	Directions
<p>Vehicle Drawing</p> 	<ul style="list-style-type: none"> • Toy cars, lorries, trains, etc (anything you can easily push along) • Felt pens • Paper • Masking tape 	<ol style="list-style-type: none"> 1. Attach pens to the front of the vehicles 2. Use vehicles to draw patterns / shapes / pictures on the paper
<p>Painting with Vehicles</p> 	<ul style="list-style-type: none"> • Toy cars, lorries, trains, etc (anything you can easily push along) • Different coloured paint • Paper • Bulldog clips • Board to attache paper to (ramp) • Trays / saucers / lids to pour paint into • Bowl of warm soapy water • Newspaper / sheet 	<ol style="list-style-type: none"> 1. Clip paper to board and lift to become a ramp 2. Place newspaper / sheet at bottom of ramp 3. Put paint in trays / lids. 4. Dip wheels into paint 5. Place vehicle at the top of the ramp and let go! 6. Once finished, take the cars through the car wash (bowl of warm soapy water!)
<p>Paper Plate Boat</p> 	<ul style="list-style-type: none"> • Paper plate • Scissors & glue • Lolly stick or straw • Triangle of paper • Paint • Stickers 	<ol style="list-style-type: none"> 1. Paint paper plate in chosen colour. 2. Once dry, cut plate in half. 3. Stick together, painted sides facing outwards. 4. Stick lolly stick / straw in the middle. 5. Decorate triangle with paint / stickers 6. Attach triangle sail to lolly stick
<p>Name Train</p> 	<ul style="list-style-type: none"> • Different coloured pieces of paper / plain paper to paint • Cardboard tube • Paint • Black pen • Cotton wool 	<ol style="list-style-type: none"> 1. Cut coloured or painted plain paper into squares. 2. Write a letter of your childs name on each square 3. Cut out 2 triangles and a rectangle to make the train engine. 4. Use the cardboard tube for the chimney 5. Draw a track and stick down the train and carriages. 6. Stick cotton wool on for steam


Expressive Arts Ideas for Home Learning

Transport & Journeys

Music


Song	Location
<p data-bbox="108 371 497 405">Transport Signs and Vocabulary</p> 	<p data-bbox="715 371 1485 439">https://www.youtube.com/watch?v=9K0xRXF62F0&list=PLjT4XhijakZhA_TGU9BMPTT3fZXi2PFC3&index=16</p>
<p data-bbox="108 734 536 768">Wheels on the Bus (Singing Hands)</p>  <p data-bbox="140 994 571 1028">The Wheels on the Bus</p>	<p data-bbox="715 734 1334 768">https://www.youtube.com/watch?v=0peZ5AN5vs8</p>
<p data-bbox="108 1048 628 1081">Row, Row, Row Your Boat (Singing Hands)</p>  <p data-bbox="118 1328 603 1361">Row, Row, Row Your Boat</p>	<p data-bbox="715 1048 1474 1115">https://www.youtube.com/watch?v=K2IMJsfoEMw&list=PLjT4XhijakZiqAV_QjFd-8nV5CuO5Rpnz&index=5</p>
<p data-bbox="108 1373 520 1406">The Big Ship Sails (Singing Hands)</p> 	<p data-bbox="715 1373 1477 1440">https://www.youtube.com/watch?v=eVXWZR7esn0&list=PLjT4XhijakZiqAV_QjFd-8nV5CuO5Rpnz&index=31</p>
<p data-bbox="108 1805 539 1839">The Journey Home from Grandpa's</p> 	<p data-bbox="715 1805 1410 1839">https://www.youtube.com/watch?v=wKcrsv_t8Ko&t=66s</p>

Up, Up, Up!



https://www.youtube.com/watch?v=Lrd0TiER_J0&t=77s

We All Go Travelling By




<https://www.youtube.com/watch?v=Kpoze1QKOCY>

Magic Train Ride




<https://www.youtube.com/watch?v=8eSxrPzoZY0>

The Wheels on the Bus




<https://www.youtube.com/watch?v=9siyDPch-6c&list=PL0maGUp7cdUkPJgFg9PL0CAqzSDsWo2UR&index=13>

Dump Truck Disco



https://www.youtube.com/watch?v=OLc8_B2n_Fg&list=PL0maGUp7cdUn5uuLnjsk1NvV2u5Yg5LAV&index=4

The Train Ride

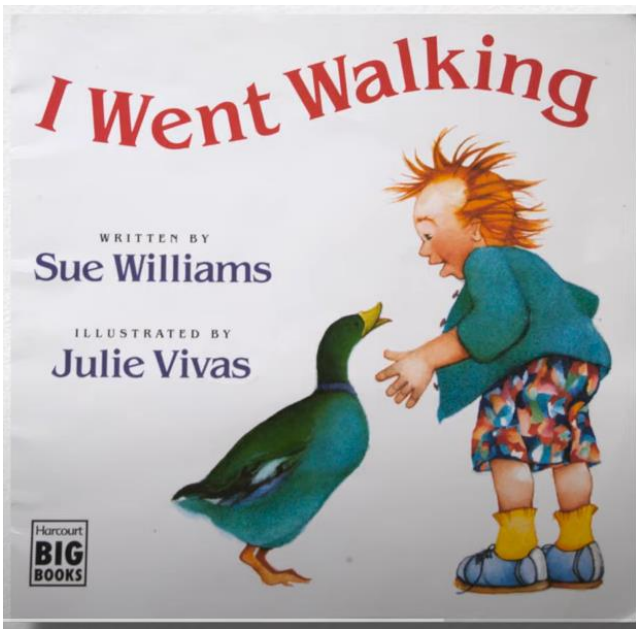
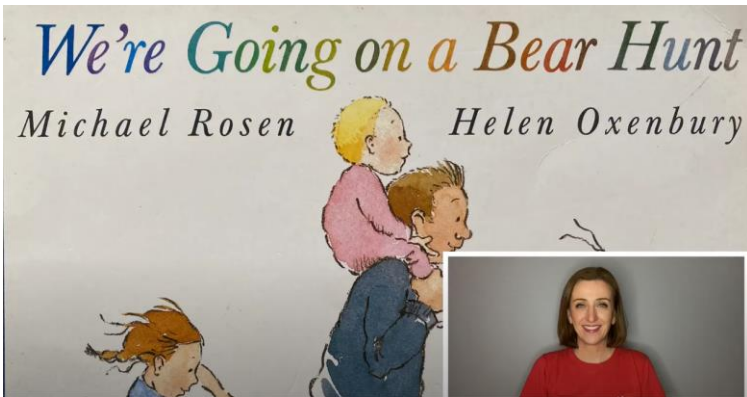


<https://www.youtube.com/watch?v=jHbE8kaBDKU>

Expressive Arts Ideas for Home Learning

Transport & Journeys

Stories and Books (Ctrl and Click picture to open in YouTube)



- The Naughty Bus – Jan Oke
- The Hundred Decker Bus – Mike Smith
- Train Ride – June Crebbin
- Mr Gumpy's Motorcar – John Burningham
- Mrs Armitage on wheels – Quentin Blake
- Duck in the Truck – Jez Alborough
- Dazzling Diggers – Tony Mitton and Ant Parker